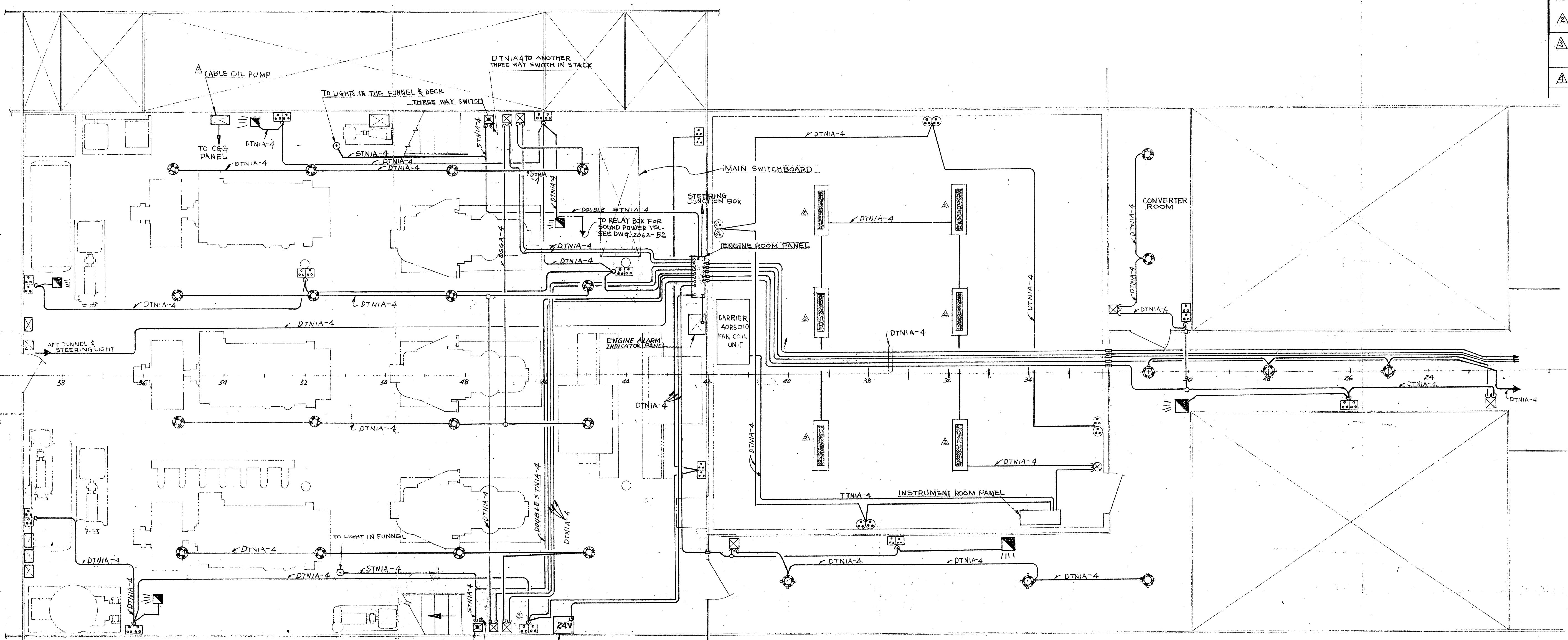
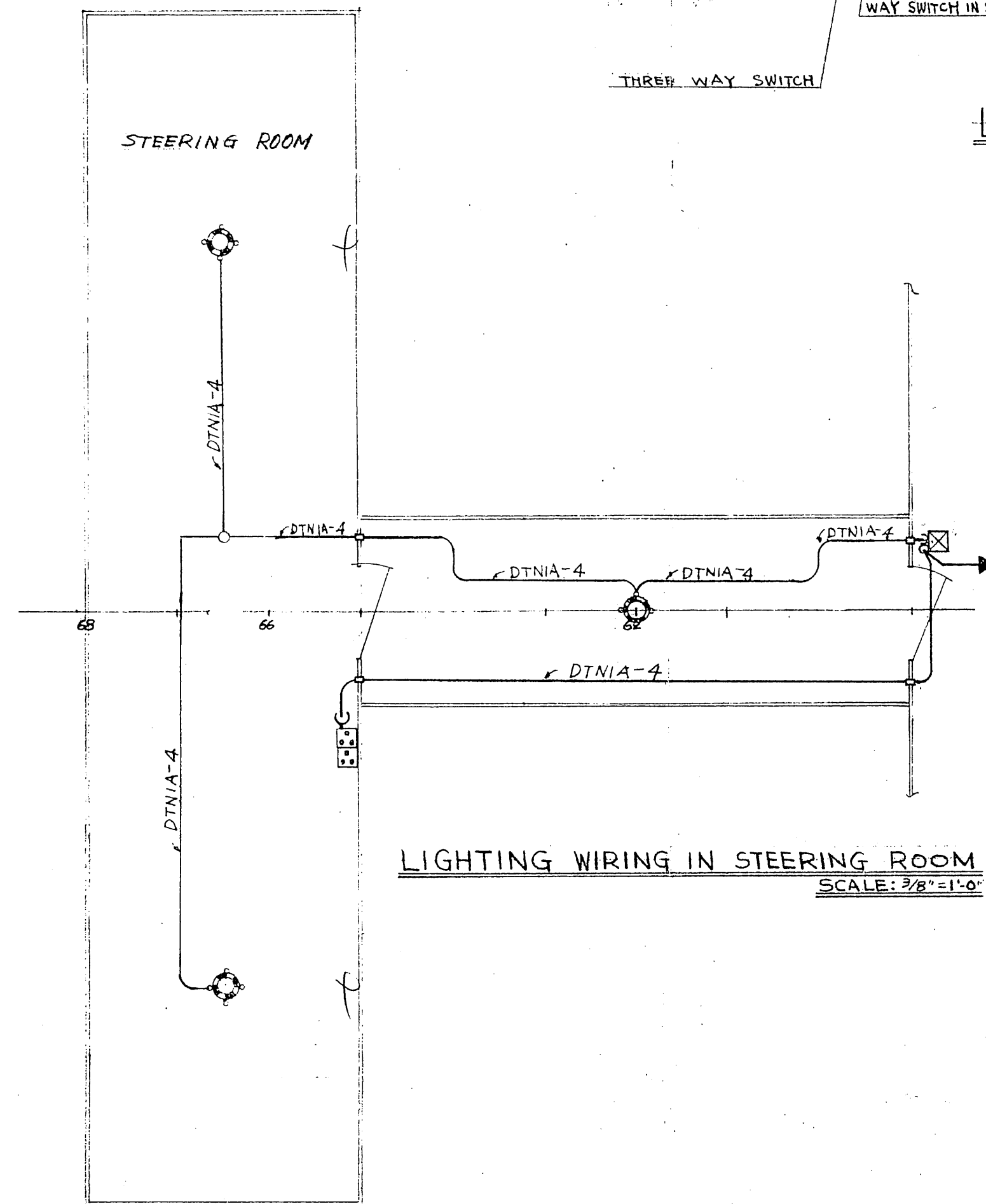


REV. MK.	DESCRIPTION	BY	DATE	APPROV.
△	ADDED EMERGENCY LIGHT	TAK	JULY 1, 1981	
△	ADDED CEILING LIGHTS FOR INSTRUMENT ROOM. REDUCED THE NUMBER OF CEILING LIGHTS IN ENGINE ROOM. REVISED THE TYPE OF CABLE.	TAK	AUG. 24, 1981	A.L.S.
△	PROVIDED SEPARATE CIRCUIT FOR FAN COIL UNIT IN INSTRUMENT ROOM. REVISED THE CONNECTION OF CABLE OIL PUMP FROM ENGINE ROOM PANEL TO CGP PANEL.	TAK	OCT 14 81	A.L.S.
△	REVISED THE TYPE OF CABLE FOR INSTRUMENT ROOM FAN COIL UNIT FROM DTNIA-4 TO TTNIA-4	TAK	OCT 15 1981	A.L.S.

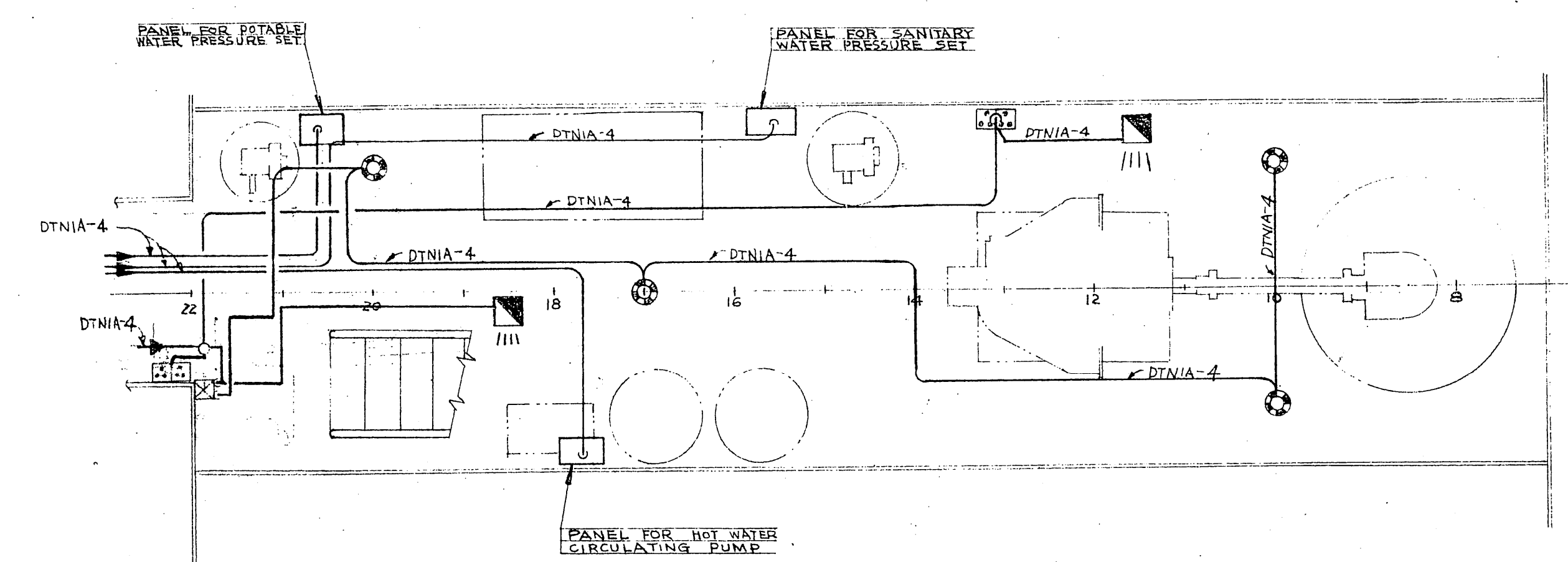


LIGHTING WIRING IN ENGINE ROOM & INSTRUMENT ROOM  
SCALE: 3/8" = 1'-0"



LIGHTING WIRING IN STEERING ROOM  
SCALE: 3/8" = 1'-0"

LEGEND		
SYMBOL	DESCRIPTION	REMARKS
☉	INCANDESCENT CEILING FIXTURE VAPOR PROOF 200 W	PAULUHN MODEL # T18AG-9
☉	INCANDESCENT CEILING FIXTURE WATER PROOF 100 W	PAULUHN MODEL # T183A
⊗	NON-WATER PROOF DOUBLE RECEPTACLE	PASSMAN & SEYMOUR 6500
⊗	WATER PROOF DOUBLE RECEPTACLE 15A, 125V AC, 3 WIRE "U" GROUND	PAULUHN MODEL # 2524A
⊗	WATER PROOF SWITCH BOX SINGLE POLE 10 AMP 250 V	PAULUHN MODEL # 861A OR EG.
⊗	NON-WATER PROOF SWITCH FLUSH MOUNTING SINGLE POLE 10 AMP 125 V	PAULUHN MODEL # 2301A OR EG.
⚡	BLUE FLASHING LIGHT (TELEPHONE)	HENSCHEL S-P.
🔔	SOUND SIGNAL BELL (TELEPHONE)	HENSCHEL S-P.
⚡	RED FLASHING LIGHT (GENERAL ALARM)	
⚡	EMERGENCY LIGHT	ROFLAN # 101-2 EMERGENCY LANTERN
⊗	WATER PROOF SWITCH BOX THREE-WAY SWITCH	PAULUHN MODEL # 2103A
☉	FLUORESCENT CEILING FIXTURE SURFACE MOUNT TYPE	PAULUHN MODEL # FLC-220 2-20 W



LIGHTING WIRING IN FWD MACHINERY SPACE  
SCALE: 3/8" = 1'-0"

*Cent*

**DESIGN ASSOCIATES, INC.**  
NAVAL ARCHITECTS MARINE ENGINEERS  
NEW ORLEANS, LA.

TIDE WATER MARINE SERVICE

143' x 36' x 10' SEISMIC VESSEL

LIGHTING WIRING ARRANGEMENT  
IN MACHINERY SPACE

Drawn: TAK	Date: JUNE 26 '81	Checked:
Traced:	Date:	Checked:
Aprvd:	Date:	Scale: 3/8" = 1'-0"
Sheet	Of	Drawing No. C-2062-38